



# Winton Motor Raceway

## Round 2 : March 12 - 14



ASBK.COM.AU f t i y

Date: 13/03/21  
 Event: Q05  
 Weather: High cloud - Temp: 30.0C  
 Track: Dry - Temp: 38.9C

### Qualifying 1

Started at: 12:15:01  
 Laps: 15 Min  
 Starters: 19  
 Printed at: 12:37


### PROVISIONAL CLASSIFICATION


Pos	No	Name	Machine	Fastest Lap	On Lap	Behind Leader	Behind Prev	Top Speed
1	29	Hayden NELSON (NSW) / bLU cRU Yamaha / FIM Oceania / Motul / MA / Pirelli / Ricondi / AGV	Yamaha YZF-R15	1:43.244	7 of 9			119
2	26	Cameron SWAIN (QLD) / bLU cRU Yamaha / FIM Oceania / Motul / MA / Pirelli / Ricondi / AGV	Yamaha YZF-R15	1:43.640	7 of 9	.396	.396	120
3	65	Nate O'NEILL (QLD) / bLU cRU Yamaha / FIM Oceania / Motul / MA / Pirelli / Ricondi / AGV	Yamaha YZF-R15	1:44.548	4 of 9	1.304	.908	121
4	35	Varis FLEMING (VIC) / bLU cRU Yamaha / FIM Oceania / Motul / MA / Pirelli / Ricondi / AGV	Yamaha YZF-R15	1:45.619	7 of 9	2.375	1.071	121
5	27	Toby JAMES (VIC) / bLU cRU Yamaha / FIM Oceania / Motul / MA / Pirelli / Ricondi / AGV	Yamaha YZF-R15	1:45.789	9 of 9	2.545	.170	119
6	42	Riley NAUTA (QLD) / bLU cRU Yamaha / FIM Oceania / Motul / MA / Pirelli / Ricondi / AGV	Yamaha YZF-R15	1:45.854	9 of 9	2.610	.065	119
7	72	Levi RUSSO (NSW) / bLU cRU Yamaha / FIM Oceania / Motul / MA / Pirelli / Ricondi / AGV	Yamaha YZF-R15	1:45.872	9 of 9	2.628	.018	121
8	66	Lachlan MOODY (QLD) / bLU cRU Yamaha / FIM Oceania / Motul / MA / Pirelli / Ricondi / AGV	Yamaha YZF-R15	1:46.999	7 of 9	3.755	1.127	119
9	41	Hudson THOMPSON (NSW) / bLU cRU Yamaha / FIM Oceania / Motul / MA / Pirelli / Ricondi / AGV	Yamaha YZF-R15	1:47.439	4 of 4	4.195	.440	117
10	13	Marcus HAMOD (NSW) / bLU cRU Yamaha / FIM Oceania / Motul / MA / Pirelli / Ricondi / AGV	Yamaha YZF-R15	1:47.887	7 of 9	4.643	.448	116
11	68	Ryan LARKIN (VIC) / bLU cRU Yamaha / FIM Oceania / Motul / MA / Pirelli / Ricondi / AGV	Yamaha YZF-R15	1:48.059	5 of 8	4.815	.172	122
12	14	Harrison WATTS (QLD) / bLU cRU Yamaha / FIM Oceania / Motul / MA / Pirelli / Ricondi / AGV	Yamaha YZF-R15	1:48.105	9 of 9	4.861	.046	119
13	48	Valentino KNEZOVIC (NSW) / bLU cRU Yamaha / FIM Oceania / Motul / MA / Pirelli / Ricondi / AGV	Yamaha YZF-R15	1:50.297	7 of 8	7.053	2.192	117
14	12	Nikolas LAKUSIC (QLD) / bLU cRU Yamaha / FIM Oceania / Motul / MA / Pirelli / Ricondi / AGV	Yamaha YZF-R15	1:51.488	6 of 8	8.244	1.191	120
15	33	Jack FAVELLE (NSW) / bLU cRU Yamaha / FIM Oceania / Motul / MA / Pirelli / Ricondi / AGV	Yamaha YZF-R15	1:52.296	8 of 8	9.052	.808	116
16	46	William HUNT (NSW) / bLU cRU Yamaha / FIM Oceania / Motul / MA / Pirelli / Ricondi / AGV	Yamaha YZF-R15	1:52.748	7 of 8	9.504	.452	118
17	93	Tate McCLURE (VIC) / bLU cRU Yamaha / FIM Oceania / Motul / MA / Pirelli / Ricondi / AGV	Yamaha YZF-R15	1:55.021	2 of 8	11.777	2.273	114
18	40	Oliver SKINNER (TAS) / bLU cRU Yamaha / FIM Oceania / Motul / MA / Pirelli / Ricondi / AGV	Yamaha YZF-R15	1:58.067	7 of 8	14.823	3.046	114
19	18	Elijah ANDREW (NSW) / bLU cRU Yamaha / FIM Oceania / Motul / MA / Pirelli / Ricondi / AGV	Yamaha YZF-R15	2:03.534	4 of 7	20.290	5.467	116

\*\*\* Indicative qualifying time - 1:55.634 \*\*\*

The results are provisional until the end of the time limit for protests and appeals.

  
 Chief Timekeeper - Scott Lang

  
 Race Director - Tom Williams

  
 Clerk of Course - Paul Hinds



[www.computime.com.au](http://www.computime.com.au)  
 COMPUTIME RACE TIMING SYSTEMS PTY LTD





# Winton Motor Raceway

## Round 2 : March 12 - 14



ASBK.COM.AU f t i y

Date: 13/03/21  
 Event: Q05  
 Weather: High cloud - Temp: 30.0C  
 Track: Dry - Temp: 38.9C

### Qualifying 1

Started at: 12:15:01  
 Laps: 15 Min  
 Starters: 19  
 Printed at: 12:37


### PROVISIONAL LAP TIMES


No	Name	Lap 1	Lap 2	Lap 3	Lap 4	Lap 5	Lap 6	Lap 7	Lap 8	Lap 9
12	Nikolas LAKUSIC (QLD)	1:59.681	1:53.237	1:52.263	1:52.188	1:52.167	<b>1:51.488</b>	1:52.482	1:51.512	
13	Marcus HAMOD (NSW)	1:56.570	1:50.313	1:49.989	1:49.474	1:49.057	1:49.779	<b>1:47.887</b>	1:48.395	1:48.326
14	Harrison WATTS (QLD)	1:57.646	1:48.892	1:51.469	1:53.896	1:50.698	1:48.718	1:48.405	1:48.242	<b>1:48.105</b>
18	Elijah ANDREW (NSW)	2:21.229	2:09.059	2:05.577	<b>2:03.534</b>	2:12.418	2:05.301	2:04.911		
26	Cameron SWAIN (QLD)	1:49.953	1:45.728	1:44.822	1:44.740	1:46.045	1:44.242	<b>1:43.640</b>	1:43.681	1:44.935
27	Toby JAMES (VIC)	1:55.809	1:47.347	1:50.805	1:52.103	1:49.672	1:51.185	1:46.673	1:46.862	<b>1:45.789</b>
29	Hayden NELSON (NSW)	1:53.786	1:46.661	1:45.147	1:44.538	1:44.975	<b>1:43.244</b>	1:46.205	1:44.807	
33	Jack FAVELLE (NSW)	2:00.423	1:54.097	1:54.029	1:56.105	1:52.877	1:52.579	1:52.615	<b>1:52.296</b>	
35	Varis FLEMING (VIC)	1:52.090	1:46.778	1:46.589	1:47.135	1:48.572	1:46.714	<b>1:45.619</b>	1:45.682	1:45.823
40	Oliver SKINNER (TAS)	2:06.140	1:58.250	1:59.326	1:58.822	1:59.029	1:58.778	<b>1:58.067</b>	1:58.598	
41	Hudson THOMPSON (NSW)	1:59.644	1:48.989	1:49.103	<b>1:47.439</b>					
42	Riley NAUTA (QLD)	1:57.001	1:47.959	1:49.605	1:48.595	1:47.415	1:46.718	1:46.645	1:46.942	<b>1:45.854</b>
46	William HUNT (NSW)	2:03.340	1:55.317	1:54.999	1:54.619	1:54.983	1:53.413	<b>1:52.748</b>	1:53.108	
48	Valentino KNEZOVIC (NSW)	2:02.539	1:52.047	1:51.318	1:52.074	1:51.144	1:51.416	<b>1:50.297</b>	1:52.122	
65	Nate O'NEILL (QLD)	1:53.733	1:45.332	1:45.050	<b>1:44.548</b>	1:46.659	1:45.880	1:45.402	1:45.243	1:45.502
66	Lachlan MOODY (QLD)	1:58.620	1:50.830	1:49.251	1:49.205	1:48.315	1:48.946	<b>1:46.999</b>	1:48.293	1:48.654
68	Ryan LARKIN (VIC)	1:55.542	1:48.301	1:48.079	1:49.721	<b>1:48.059</b>	1:48.651	1:51.352	1:51.515	
72	Levi RUSSO (NSW)	1:58.304	1:51.139	1:48.779	1:47.778	1:46.896	1:46.886	1:46.637	1:46.795	<b>1:45.872</b>
93	Tate McCLURE (VIC)	2:02.176	<b>1:55.021</b>	1:55.612	1:56.727	1:58.472	1:58.124	1:57.290	1:57.819	

\*\*\* Indicative qualifying time - 1:55.634 \*\*\*

The results are provisional until the end of the time limit for protests and appeals.

  
 Chief Timekeeper - Scott Lang

  
 Race Director - Tom Williams

  
 Clerk of Course - Paul Hinds



[www.computime.com.au](http://www.computime.com.au)  
 COMPUTIME RACE TIMING SYSTEMS PTY LTD





# Winton Motor Raceway

## Round 2 : March 12 - 14



ASBK.COM.AU f t i y

### OCEANIA JUNIOR CUP

#### Qualifying 1

Date: 13/03/21  
 Event: Q05  
 Weather: High cloud - Temp: 30.0C  
 Track: Dry - Temp: 38.9C

Started at: 12:15:01  
 Laps: 15 Min  
 Starters: 19  
 Printed at: 12:37

### PROVISIONAL SPLIT TIMES

Lap	Split 1	Split 2	Split 3	Split 4	Lap Time	Spd	Lap	Split 1	Split 2	Split 3	Split 4	Lap Time	Spd
<b>12 Nikolas LAKUSIC (QLD) (14th)</b>							6	19.380	21.192	<b>42.133</b>	42.596	2:05.301	115
1	21.443	19.746	39.191	39.301	1:59.681 P		7	<b>18.528</b>	21.358	42.346	42.679	2:04.911	116
2	17.462	19.067	38.222	38.486	1:53.237	116	<b>26 Cameron SWAIN (QLD) (2nd)</b>						
3	16.900	18.576	38.243	38.544	1:52.263	116	1	19.344	17.655	36.044	36.910	1:49.953	
4	16.874	18.732	37.908	38.674	1:52.188	120	2	16.068	17.358	35.615	36.687	1:45.728	118
5	17.184	18.408	38.110	38.465	1:52.167	115	3	15.610	17.138	35.463	36.611	1:44.822	118
6	17.120	18.471	<b>37.665</b>	38.232	<b>1:51.488</b>	114	4	15.600	17.174	35.485	36.481	1:44.740	118
7	17.189	18.867	38.040	38.386	1:52.482	117	5	16.650	17.424	35.496	36.475	1:46.045	119
8	<b>16.830</b>	<b>18.197</b>	38.270	<b>38.215</b>	1:51.512	117	6	15.480	16.970	35.421	36.371	1:44.242	117
<b>13 Marcus HAMOD (NSW) (10th)</b>							7	15.349	<b>16.892</b>	<b>35.191</b>	36.208	<b>1:43.640</b>	118
1	21.127	18.576	37.500	39.367	1:56.570		8	<b>15.341</b>	16.958	35.226	<b>36.156</b>	1:43.681	119
2	16.427	18.554	36.808	38.524	1:50.313	114	9	15.405	17.080	35.794	36.656	1:44.935	120
3	16.638	18.271	36.899	38.181	1:49.989	115	<b>27 Toby JAMES (VIC) (5th)</b>						
4	16.331	18.181	36.604	38.358	1:49.474	115	1	20.651	18.288	37.959	38.911	1:55.809 P	
5	16.443	18.159	36.410	38.045	1:49.057	114	2	15.869	17.733	36.326	37.419	1:47.347	116
6	16.441	18.055	37.146	38.137	1:49.779	114	3	15.926	18.139	37.866	38.874	1:50.805	117
7	16.119	<b>17.724</b>	36.203	<b>37.841</b>	<b>1:47.887</b>	114	4	16.945	18.934	38.252	37.972	1:52.103	119
8	16.188	17.906	36.098	38.203	1:48.395	116	5	16.370	17.771	37.194	38.337	1:49.672	116
9	<b>16.069</b>	17.880	<b>36.011</b>	38.366	1:48.326	115	6	17.519	18.411	37.525	37.730	1:51.185	116
<b>14 Harrison WATTS (QLD) (12th)</b>							7	16.312	17.623	35.668	37.070	1:46.673	118
1	20.416	18.645	38.896	39.689	1:57.646 P		8	<b>15.664</b>	17.301	36.722	37.175	1:46.862	117
2	16.893	17.888	36.862	<b>37.249</b>	1:48.892	118	9	15.879	<b>17.271</b>	<b>35.628</b>	<b>37.011</b>	<b>1:45.789</b>	116
3	16.352	18.871	38.197	38.049	1:51.469	119	<b>29 Hayden NELSON (NSW) (1st)</b>						
4	17.094	20.277	38.687	37.838	1:53.896	116	1	20.547	18.476	37.565	37.198	1:53.786 P	
5	16.437	18.272	37.650	38.339	1:50.698	116	2	16.589	18.012	35.531	36.529	1:46.661	119
6	16.284	18.237	36.393	37.804	1:48.718	116	3	15.606	17.434	35.536	36.571	1:45.147	118
7	16.241	18.046	36.486	37.632	1:48.405	116	4	15.567	17.361	35.256	36.354	1:44.538	117
8	15.969	17.904	36.918	37.451	1:48.242	117	5	15.547	17.251	35.160	37.017	1:44.975	117
9	<b>15.889</b>	<b>17.815</b>	<b>36.262</b>	38.139	<b>1:48.105</b>	118	6	15.543	17.034	<b>34.943</b>	36.572	1:44.092	116
<b>18 Elijah ANDREW (NSW) (19th)</b>							7	15.395	16.995	34.956	<b>35.898</b>	<b>1:43.244</b>	117
1	29.246	23.812	45.187	42.984	2:21.229 P		8	15.445	17.310	36.427	37.023	1:46.205	118
2	19.150	21.750	44.467	43.692	2:09.059	114	9	<b>15.304</b>	<b>16.876</b>	35.472	37.155	1:44.807	119
3	19.072	21.809	43.369	<b>41.327</b>	2:05.577	115	<b>33 Jack FAVELLE (NSW) (15th)</b>						
4	18.529	21.234	42.222	41.549	<b>2:03.534</b>	115	1	20.967	19.370	40.011	40.075	2:00.423 P	
5	18.662	<b>21.040</b>	42.582	50.134	2:12.418	115							

*Scott Laing*  
 Chief Timekeeper - Scott Laing

*Tom Williams*  
 Race Director - Tom Williams

*Paul Hinds*  
 Clerk of Course - Paul Hinds







# Winton Motor Raceway

## Round 2 : March 12 - 14



ASBK.COM.AU f t i y

### Qualifying 1

Date: 13/03/21  
 Event: Q05  
 Weather: High cloud - Temp: 30.0C  
 Track: Dry - Temp: 38.9C

Started at: 12:15:01  
 Laps: 15 Min  
 Starters: 19  
 Printed at: 12:37

### PROVISIONAL SPLIT TIMES

Lap	Split 1	Split 2	Split 3	Split 4	Lap Time	Spd	Lap	Split 1	Split 2	Split 3	Split 4	Lap Time	Spd
2	16.870	19.581	38.166	39.480	1:54.097	114	3	15.857	17.717	37.460	38.571	1:49.605	118
3	16.754	19.215	38.929	39.131	1:54.029	115	4	16.623	18.703	36.183	37.086	1:48.595	119
4	17.129	18.978	40.418	39.580	1:56.105	116	5	15.950	17.815	36.089	37.561	1:47.415	117
5	16.747	19.049	38.112	<b>38.969</b>	1:52.877	113	6	15.884	<b>17.674</b>	35.880	37.280	1:46.718	117
6	16.671	<b>18.769</b>	38.018	39.121	1:52.579	113	7	<b>15.680</b>	17.675	36.240	37.050	1:46.645	118
7	<b>16.360</b>	18.956	37.934	39.365	1:52.615	114	8	16.171	17.983	<b>35.645</b>	37.143	1:46.942	118
8	16.620	18.977	<b>37.571</b>	39.128	<b>1:52.296</b>	115	9	15.816	17.682	35.893	<b>36.463</b>	<b>1:45.854</b>	118

#### 35 Varis FLEMING (VIC) (4th)

1	20.421	17.954	36.207	37.508	1:52.090 P
2	16.107	17.625	35.908	37.138	1:46.778 116
3	16.008	17.464	35.905	37.212	1:46.589 116
4	16.096	17.563	35.812	37.664	1:47.135 115
5	17.409	17.675	36.339	37.149	1:48.572 114
6	16.141	17.482	36.017	37.074	1:46.714 115
7	15.948	<b>17.190</b>	35.648	36.833	<b>1:45.619</b> 121
8	<b>15.917</b>	17.331	35.627	<b>36.807</b>	1:45.682 118
9	16.015	17.259	<b>35.335</b>	37.214	1:45.823 117

#### 46 William HUNT (NSW) (16th)

1	23.612	20.080	39.255	40.393	2:03.340 P
2	17.144	19.224	38.700	40.249	1:55.317 113
3	17.219	19.026	38.405	40.349	1:54.999 113
4	17.292	18.891	38.443	39.993	1:54.619 114
5	17.295	18.885	38.554	40.249	1:54.983 113
6	16.980	18.927	38.111	39.395	1:53.413 114
7	<b>16.762</b>	<b>18.821</b>	<b>37.753</b>	39.412	<b>1:52.748</b> 118
8	16.978	19.122	37.945	<b>39.063</b>	1:53.108 115

#### 40 Oliver SKINNER (TAS) (18th)

1	22.553	20.501	41.000	42.086	2:06.140 P
2	17.130	<b>19.486</b>	40.386	41.248	1:58.250 114
3	17.395	20.229	40.241	41.461	1:59.326 112
4	17.314	19.828	40.332	41.348	1:58.822 113
5	17.364	19.854	40.162	41.649	1:59.029 113
6	17.456	19.589	40.292	41.441	1:58.778 113
7	<b>17.125</b>	19.759	<b>39.930</b>	41.253	<b>1:58.067</b> 114
8	17.294	19.692	40.421	<b>41.191</b>	1:58.598 114

#### 48 Valentino KNEZOVIC (NSW) (13th)

1	21.617	20.122	40.903	39.897	2:02.539 P
2	17.139	18.472	37.977	38.459	1:52.047 114
3	16.406	<b>18.220</b>	37.824	38.868	1:51.318 117
4	16.792	18.545	38.443	<b>38.294</b>	1:52.074 117
5	16.643	18.459	37.470	38.572	1:51.144 116
6	16.549	18.646	37.678	38.543	1:51.416 116
7	<b>16.146</b>	18.505	<b>37.291</b>	38.355	<b>1:50.297</b> 117
8	16.530	18.864	38.239	38.489	1:52.122 117

#### 41 Hudson THOMPSON (NSW) (9th)

1	21.186	19.127	39.799	39.532	1:59.644 P
2	16.614	18.006	36.600	37.769	1:48.989 115
3	16.466	18.458	36.753	37.426	1:49.103 117
4	<b>16.134</b>	<b>17.843</b>	<b>36.106</b>	<b>37.356</b>	<b>1:47.439</b> 116

#### 65 Nate O'NEILL (QLD) (3rd)

1	20.577	18.903	36.978	37.275	1:53.733 P
2	15.688	17.105	35.740	36.799	1:45.332 117
3	15.749	16.905	35.805	36.591	1:45.050 117
4	15.583	16.926	<b>35.472</b>	<b>36.567</b>	<b>1:44.548</b> 117
5	16.595	17.327	36.114	36.623	1:46.659 117
6	15.570	<b>16.883</b>	36.038	37.389	1:45.880 116
7	16.114	16.913	35.761	36.614	1:45.402 114
8	<b>15.520</b>	17.189	35.828	36.706	1:45.243 121
9	15.657	16.987	35.900	36.958	1:45.502 117

#### 42 Riley NAUTA (QLD) (6th)

1	20.058	19.483	39.697	37.763	1:57.001 P
2	15.855	18.091	36.689	37.324	1:47.959 119

*Scott Laing*  
 Chief Timekeeper - Scott Laing

*Tom Williams*  
 Race Director - Tom Williams

*Paul Hinds*  
 Clerk of Course - Paul Hinds





# Winton Motor Raceway

## Round 2 : March 12 - 14



ASBK.COM.AU f t i y

Date: 13/03/21  
 Event: Q05  
 Weather: High cloud - Temp: 30.0C  
 Track: Dry - Temp: 38.9C

### Qualifying 1

Started at: 12:15:01  
 Laps: 15 Min  
 Starters: 19  
 Printed at: 12:37

### PROVISIONAL SPLIT TIMES

Lap	Split 1	Split 2	Split 3	Split 4	Lap Time	Spd	Lap	Split 1	Split 2	Split 3	Split 4	Lap Time	Spd
<b>66 Lachlan MOODY (QLD) (8th)</b>							1	21.729	18.978	38.676	38.921	1:58.304 P	
1	21.789	19.442	38.272	39.117	1:58.620 P		2	16.882	19.189	36.933	38.135	1:51.139	118
2	16.510	18.434	37.072	38.814	1:50.830	119	3	16.172	18.106	36.591	37.910	1:48.779	118
3	16.123	18.380	36.425	38.323	1:49.251	116	4	16.190	17.902	36.331	37.355	1:47.778	117
4	16.463	18.291	36.574	37.877	1:49.205	114	5	16.127	17.844	35.800	37.125	1:46.896	117
5	16.360	18.127	36.231	37.597	1:48.315	115	6	<b>15.757</b>	17.762	36.284	37.083	1:46.886	121
6	16.397	17.862	37.025	37.662	1:48.946	115	7	16.057	17.807	35.760	37.013	1:46.637	118
7	<b>15.921</b>	<b>17.602</b>	35.968	<b>37.508</b>	<b>1:46.999</b>	117	8	16.087	17.860	35.746	37.102	1:46.795	117
8	16.273	17.862	35.892	38.266	1:48.293	116	9	15.865	<b>17.710</b>	<b>35.560</b>	<b>36.737</b>	<b>1:45.872</b>	117
9	16.054	17.812	<b>35.882</b>	38.906	1:48.654	114							
<b>68 Ryan LARKIN (VIC) (11th)</b>							<b>93 Tate McCLURE (VIC) (17th)</b>						
1	20.695	19.005	38.089	37.753	1:55.542 P		1	21.376	20.209	40.514	<b>40.077</b>	2:02.176 P	
2	<b>15.870</b>	17.738	36.702	37.991	1:48.301	122	2	<b>16.742</b>	<b>18.679</b>	39.483	40.117	<b>1:55.021</b>	114
3	15.952	17.622	36.667	37.838	1:48.079	117	3	16.848	19.103	<b>39.253</b>	40.408	1:55.612	113
4	15.993	18.033	37.080	38.615	1:49.721	118	4	17.038	19.535	39.719	40.435	1:56.727	112
5	15.986	<b>17.602</b>	36.904	<b>37.567</b>	<b>1:48.059</b>	117	5	17.138	19.756	40.334	41.244	1:58.472	111
6	16.035	17.619	<b>36.460</b>	38.537	1:48.651	116	6	17.067	19.757	40.013	41.287	1:58.124	111
7	15.975	17.988	37.025	40.364	1:51.352	118	7	16.967	19.463	39.860	41.000	1:57.290	112
8	16.248	18.281	38.592	38.394	1:51.515	118	8	17.426	19.775	39.942	40.676	1:57.819	113

72 Levi RUSSO (NSW) (7th)

\*\*\* Indicative qualifying time - 1:55.634 \*\*\*

The results are provisional until the end of the time limit for protests and appeals.

*Scott Laing*  
 Chief Timekeeper - Scott Laing

*Tom Williams*  
 Race Director - Tom Williams

*Paul Hinds*  
 Clerk of Course - Paul Hinds



www.computime.com.au  
 COMPUTIME RACE TIMING SYSTEMS PTY LTD





# Winton Motor Raceway

## Round 2 : March 12 - 14



ASBK.COM.AU f t i y

Date: 13/03/21  
 Event: Q05  
 Weather: High cloud - Temp: 30.0C  
 Track: Dry - Temp: 38.9C

### Qualifying 1

Started at: 12:15:01  
 Laps: 15 Min  
 Starters: 19  
 Printed at: 12:38

### PROVISIONAL FASTEST LAPS SEQUENCE

Race Time	No	Name	Machine	Fastest Lap	On Lap
1:52.464	26	Cameron SWAIN (QLD)	Yamaha YZF-R15	1:49.953	1
3:38.192	26	Cameron SWAIN (QLD)	Yamaha YZF-R15	1:45.728	2
3:46.325	65	Nate O'NEILL (QLD)	Yamaha YZF-R15	1:45.332	2
5:23.014	26	Cameron SWAIN (QLD)	Yamaha YZF-R15	1:44.822	3
7:07.754	26	Cameron SWAIN (QLD)	Yamaha YZF-R15	1:44.740	4
7:15.923	65	Nate O'NEILL (QLD)	Yamaha YZF-R15	1:44.548	4
7:21.328	29	Hayden NELSON (NSW)	Yamaha YZF-R15	1:44.538	4
10:38.041	26	Cameron SWAIN (QLD)	Yamaha YZF-R15	1:44.242	6
10:50.395	29	Hayden NELSON (NSW)	Yamaha YZF-R15	1:44.092	6
12:21.681	26	Cameron SWAIN (QLD)	Yamaha YZF-R15	1:43.640	7
12:33.639	29	Hayden NELSON (NSW)	Yamaha YZF-R15	1:43.244	7

\*\*\* Indicative qualifying time - 1:55.634 \*\*\*

The results are provisional until the end of the time limit for protests and appeals.

*Scott Laing*  
 Chief Timekeeper - Scott Laing

*Tom Williams*  
 Race Director - Tom Williams

*Paul Hinds*  
 Clerk of Course - Paul Hinds



www.computime.com.au  
 COMPUTIME RACE TIMING SYSTEMS PTY LTD





# Winton Motor Raceway

## Round 2 : March 12 - 14



### OCEANIA JUNIOR CUP

#### Qualifying 1



ASBK.COM.AU f t i y

Date: 13/03/21  
 Event: Q05  
 Weather: High cloud - Temp: 30.0C  
 Track: Dry - Temp: 38.9C

Started at: 12:15:01  
 Laps: 15 Min  
 Starters: 19  
 Printed at: 12:38

### PROVISIONAL BEST PARTIAL TIMES

Pos	Split 1		Split 2		Split 3		Split 4		LAP		Ideal	Fastest
	Name	Time	Name	Time	Name	Time	Name	Time	Name			
1	N. O'NEILL	11.139	N. O'NEILL	13.533	N. LAKUSIC	29.586	H. WATTS	26.341	H. WATTS	1:20.908	1:20.922	
2	H. WATTS	11.223	H. WATTS	13.561	H. WATTS	29.783	N. O'NEILL	26.558	N. O'NEILL	1:21.036	1:21.351	
3	N. LAKUSIC	11.318	N. LAKUSIC	13.678	N. O'NEILL	29.806	N. LAKUSIC	26.827	N. LAKUSIC	1:21.409	1:21.672	
4	H. NELSON	12.096	H. NELSON	14.845	H. NELSON	31.966	H. NELSON	28.392	H. NELSON	1:27.299	1:27.306	
5	J. FAVELLE	12.531	J. FAVELLE	15.017	J. FAVELLE	32.239	J. FAVELLE	29.019	J. FAVELLE	1:28.806	1:29.291	
6	H. NELSON	15.304	H. NELSON	16.876	H. NELSON	34.943	H. NELSON	35.898	H. NELSON	1:43.021	1:43.244	
7	C. SWAIN	15.341	N. O'NEILL	16.883	C. SWAIN	35.191	C. SWAIN	36.156	C. SWAIN	1:43.580	1:43.640	
8	N. O'NEILL	15.520	C. SWAIN	16.892	V. FLEMING	35.335	R. NAUTA	36.463	N. O'NEILL	1:44.442	1:44.548	
9	T. JAMES	15.664	V. FLEMING	17.190	N. O'NEILL	35.472	N. O'NEILL	36.567	V. FLEMING	1:45.249	1:45.619	
10	R. NAUTA	15.680	T. JAMES	17.271	L. RUSSO	35.560	L. RUSSO	36.737	R. NAUTA	1:45.462	1:45.854	
11	L. RUSSO	15.757	L. MOODY	17.602	T. JAMES	35.628	V. FLEMING	36.807	T. JAMES	1:45.574	1:45.789	
12	R. LARKIN	15.870	R. LARKIN	17.602	R. NAUTA	35.645	T. JAMES	37.011	L. RUSSO	1:45.764	1:45.872	
13	H. WATTS	15.889	R. NAUTA	17.674	L. MOODY	35.882	H. WATTS	37.249	L. MOODY	1:46.913	1:46.999	
14	V. FLEMING	15.917	H. THOMPSON	17.684	M. HAMOD	36.011	H. THOMPSON	37.356	H. THOMPSON	1:47.175	1:47.439	
15	L. MOODY	15.921	L. RUSSO	17.710	H. THOMPSON	36.061	L. MOODY	37.508	H. WATTS	1:47.215	1:48.105	
16	M. HAMOD	16.069	M. HAMOD	17.724	H. WATTS	36.262	R. LARKIN	37.567	R. LARKIN	1:47.499	1:48.059	
17	H. THOMPSON	16.074	H. WATTS	17.815	R. LARKIN	36.460	M. HAMOD	37.841	M. HAMOD	1:47.645	1:47.887	
18	V. KNEZOVIC	16.146	N. LAKUSIC	18.197	V. KNEZOVIC	37.291	N. LAKUSIC	38.215	V. KNEZOVIC	1:49.951	1:50.297	
19	J. FAVELLE	16.360	V. KNEZOVIC	18.220	J. FAVELLE	37.571	V. KNEZOVIC	38.294	N. LAKUSIC	1:50.907	1:51.488	
20	T. McCLURE	16.742	T. McCLURE	18.679	N. LAKUSIC	37.665	J. FAVELLE	38.969	J. FAVELLE	1:51.669	1:52.296	
21	W. HUNT	16.762	J. FAVELLE	18.769	W. HUNT	37.753	W. HUNT	39.063	W. HUNT	1:52.399	1:52.748	
22	N. LAKUSIC	16.830	W. HUNT	18.821	W. HUNT	38.405	W. HUNT	39.993	W. HUNT	1:54.433	1:54.619	
23	O. SKINNER	17.125	W. HUNT	18.891	T. McCLURE	39.253	T. McCLURE	40.077	T. McCLURE	1:54.751	1:55.021	
24	W. HUNT	17.144	O. SKINNER	19.486	O. SKINNER	39.930	O. SKINNER	41.191	O. SKINNER	1:57.732	1:58.067	
25	E. ANDREW	18.528	E. ANDREW	21.040	E. ANDREW	42.133	E. ANDREW	41.327	E. ANDREW	2:03.028	2:03.534	

\*\*\* Indicative qualifying time - 1:55.634 \*\*\*

The results are provisional until the end of the time limit for protests and appeals.

*Scott Lang*  
 Chief Timekeeper - Scott Lang

*Tom Williams*  
 Race Director - Tom Williams

*Paul Hinds*  
 Clerk of Course - Paul Hinds



www.computime.com.au  
 COMPUTIME RACE TIMING SYSTEMS PTY LTD











# Winton Motor Raceway

## Round 2 : March 12 - 14



ASBK.COM.AU    

Date: 13/03/21  
Event: Q05  
Weather: High cloud - Temp: 30.0C  
Track: Dry - Temp: 38.9C

### Qualifying 1


Started at: 12:15:01  
Laps: 15 Min  
Starters: 19  
Printed at: 12:38

## PROVISIONAL RACE INFORMATION


Time	Description
12:15:01	Event Start
12:24:25	Rider 41 (Hudson THOMPSON) CRASHED TURN 10 EXIT - RIDER UP
12:30:02	Chequered Flag
12:32:05	Rider 29 (Hayden NELSON) LAP 6 TIME REMOVED FOR PASSING UNDER YELLOW FLAG
12:34:27	Event Finish

\*\*\* Indicative qualifying time - 1:55.634 \*\*\*


The results are provisional until the end of the time limit for protests and appeals.



Chief Timekeeper - Scott Lang



Race Director - Tom Williams



Clerk of Course - Paul Hinds



[www.computime.com.au](http://www.computime.com.au)  
COMPUTIME RACE TIMING SYSTEMS PTY LTD

